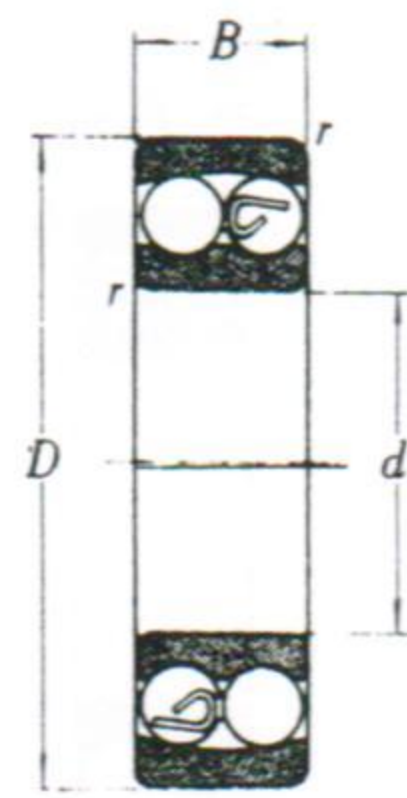
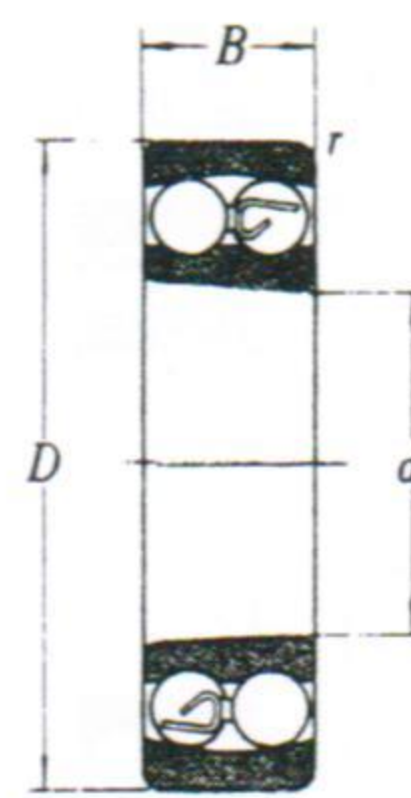


自動調心滾珠軸承

內徑 5~30 mm



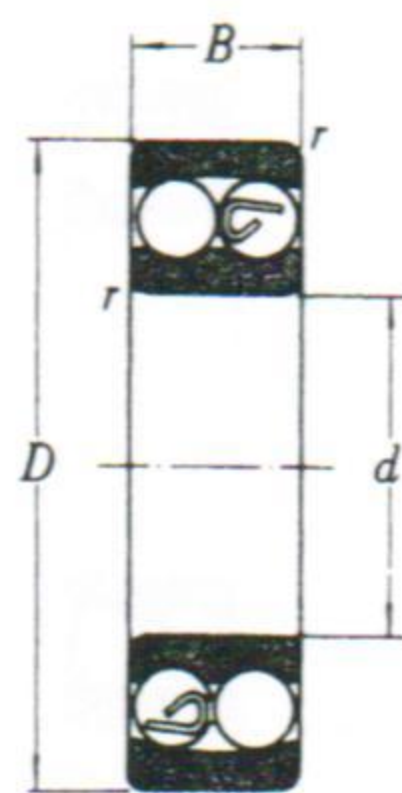
圓筒內孔



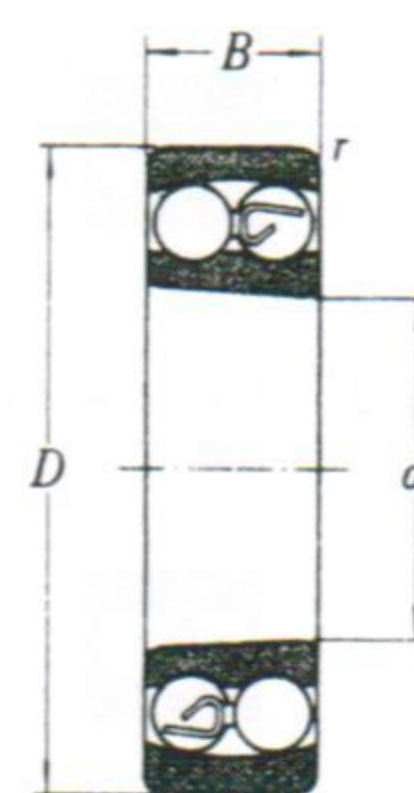
錐形內孔

主要寸法(mm)				基本型號		基本定格荷重(kgf)		極限速率(rpm)	
d	D	B	r	圓形內孔	錐形內孔	C	Co	脂潤滑	油潤滑
5	19	6	0.5	135	—	203	56	30000	36000
6	19	6	0.5	126	—	203	56	30000	36000
7	22	7	0.5	127	—	215	73	27000	33000
8	22	7	0.5	108	—	216	74	27000	33000
9	26	8	1	129	—	320	105	25000	31000
10	30	9	1	1200	—	435	136	22000	28000
	30	14	1	2200	—	530	153	22000	28000
	35	11	1	1300	—	580	190	20000	24000
	35	17	1	2300	—	735	223	18000	22000
12	32	10	1	1201	—	470	150	20000	26000
	32	14	1	2201	—	600	196	20000	25000
	37	12	1.5	1301	—	775	241	18000	22000
	37	17	1.5	2301	—	915	290	16000	20000
15	35	11	1	1202	—	600	205	18000	22000
	35	14	1	2202	—	600	219	18000	22000
	42	13	1.5	1302	—	815	268	16000	20000
	42	17	1.5	2302	—	940	330	14000	17000
17	40	12	1	1203	—	635	247	16000	19000
	40	16	1	2203	—	790	280	16000	19000
	47	14	1.5	1303	—	970	375	14000	17000
	47	19	1.5	2303	—	1160	405	13000	16000
20	47	14	1.5	1204	1204 K	790	325	13000	16000
	47	18	1.5	2204	2204 K	980	395	13000	16000
	52	15	2	1304	1304 K	970	410	13000	15000
	52	21	2	2304	2304 K	1460	540	11000	14000
25	52	15	1.5	1205	1205 K	945	410	12000	14000
	52	18	1.5	2205	2205 K	980	435	12000	14000
	62	17	2	1305	1305 K	1430	610	10000	13000
	62	24	2	2305	2305 K	1950	760	9000	11000
30	62	16	1.5	1206	1206 K	1220	590	10000	12000
	62	20	1.5	2206	2206 K	1220	580	10000	12000
	72	19	2	1306	1306 K	1690	790	9000	11000
	72	27	2	2306	2306 K	2500	1020	8000	10000

自動調心滾珠軸承  
 內徑 35~70 mm



圓筒內孔

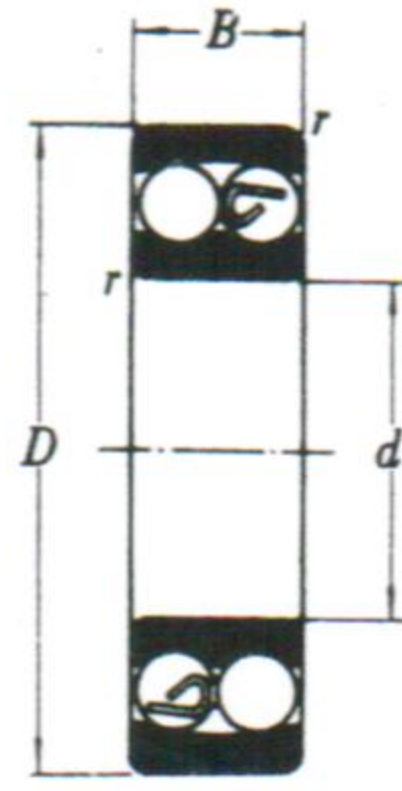


錐形內孔

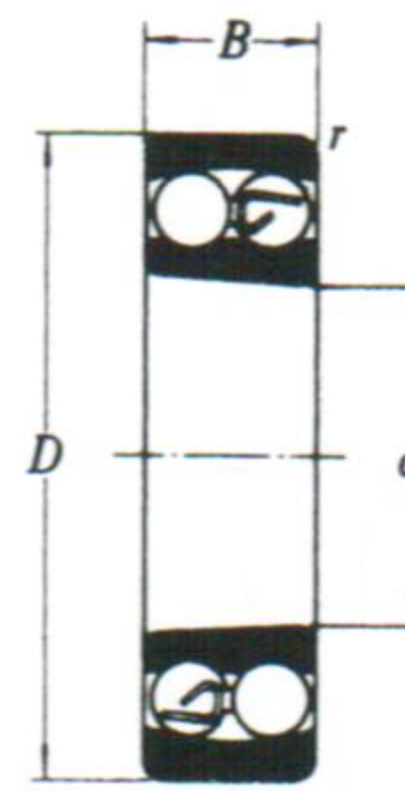
主要寸法(mm)				基本型號		基本定格荷重(kgf)		極限速率(rpm)	
d	D	B	r	圓形內孔	錐形內孔	C	Co	脂潤滑	潤滑油
<b>35</b>	72	17	2	<b>1207</b>	<b>1207 K</b>	1250	675	8500	10000
	72	23	2	<b>2207</b>	<b>2207 K</b>	1710	840	8500	10000
	80	21	2.5	<b>1307</b>	<b>1307 K</b>	1990	1000	8000	9500
	80	31	2.5	<b>2307</b>	<b>2307 K</b>	3100	1300	7100	8500
<b>40</b>	80	18	2	<b>1208</b>	<b>1208 K</b>	1520	870	7500	9000
	80	23	2	<b>2208</b>	<b>2208 K</b>	1770	965	7500	9000
	90	23	2.5	<b>1308</b>	<b>1308 K</b>	2350	1240	7000	8500
	90	33	2.5	<b>2308</b>	<b>2308 K</b>	3500	1600	6300	7500
<b>45</b>	85	19	2	<b>1209</b>	<b>1209 K</b>	1700	960	7100	8500
	85	23	2	<b>2209</b>	<b>2209 K</b>	1840	1090	7100	8500
	100	25	2.5	<b>1309</b>	<b>1309 K</b>	2990	1620	6300	7500
	100	36	2.5	<b>2309</b>	<b>2309 K</b>	4350	1980	5600	7000
<b>50</b>	90	20	2	<b>1210</b>	<b>1210 K</b>	1740	1100	6300	8000
	90	23	2	<b>2210</b>	<b>2210 K</b>	1840	1150	6300	8000
	110	27	3	<b>1310</b>	<b>1310 K</b>	3450	1780	5600	7100
	110	40	3	<b>2310</b>	<b>2310 K</b>	5150	2390	5000	6300
<b>55</b>	100	21	2.5	<b>1211</b>	<b>1211 K</b>	2110	1360	6000	7100
	100	25	2.5	<b>2211</b>	<b>2211 K</b>	2100	1350	6000	7100
	120	29	3	<b>1311</b>	<b>1311 K</b>	4050	2290	5000	6300
	120	43	3	<b>2311</b>	<b>2311 K</b>	6000	2850	4500	5600
<b>60</b>	110	22	2.5	<b>1212</b>	<b>1212 K</b>	2400	1580	5300	6700
	110	28	2.5	<b>2212</b>	<b>2212 K</b>	2660	1710	5300	6700
	130	31	3.5	<b>1312</b>	<b>1312 K</b>	4550	2710	4800	5600
	130	46	3.5	<b>2312</b>	<b>2312 K</b>	6950	3350	4300	5300
<b>65</b>	120	23	2.5	<b>1213</b>	<b>1213 K</b>	2400	1750	4800	6000
	120	31	2.5	<b>2213</b>	<b>2213 K</b>	3400	2190	4800	6000
	140	33	3.5	<b>1313</b>	<b>1313 K</b>	4900	2990	4300	5300
	140	48	3.5	<b>2313</b>	<b>2313 K</b>	6950	3650	4000	4800
<b>70</b>	125	24	2.5	<b>1214</b>	—	2730	1910	4500	5600
	125	31	2.5	<b>2214</b>	—	3450	2320	4500	5600
	150	35	3.5	<b>1314</b>	—	5850	3600	4000	5000
	150	51	3.5	<b>2314</b>	—	7000	3900	3600	4500

自動調心滾珠軸承

內徑 . 75~110mm



圓筒內孔



錐形內孔

主要寸法(mm)				基本型號		基本定格荷重(kgf)		極限速率(rpm)	
d	D	B	r	圓形內孔	錐形內孔	C	Co	脂潤滑	潤滑油
75	130	25	2.5	1215	1215 K	3150	2180	4300	5400
	130	31	2.5	2215	2215 K	3500	2440	4300	5300
	160	37	3.5	1315	1315 K	6250	3900	3800	4500
	160	55	3.5	2315	2315 K	8050	4550	3400	4300
80	140	26	3	1216	1216 K	3150	2400	4000	5000
	140	33	3	2216	2216 K	3850	2740	4000	5000
	170	39	3.5	1316	1316 K	6900	4300	3600	4300
	170	58	3.5	2316	2316 K	9150	5200	3200	4000
85	150	28	3	1217	1217 K	3900	2900	3800	4800
	150	36	3	2217	2217 K	4600	3200	3800	4800
	180	41	4	1317	1317 K	7750	4950	3400	4000
	180	60	4	2317	2317 K	9750	5500	3000	3800
90	160	30	3	1218	1218 K	4550	3250	3600	4400
	160	40	3	2218	2218 K	5150	3650	3600	4300
	190	43	4	1318	1318 K	9200	5700	3200	3800
	190	64	4	2318	2318 K	9850	5900	2800	3600
95	170	32	3.5	1219	1219 K	5000	3750	3400	4100
	170	43	3.5	2219	2219 K	5750	4000	3400	4000
	200	45	4	1319	1319 K	10400	6500	3000	3600
	200	67	4	2319	2319 K	11600	7000	2600	3400
100	180	34	3.5	1220	1220 K	5450	4100	3200	3900
	180	46	3.5	2220	2220 K	6150	4350	3200	3800
	215	47	4	1320	1320 K	10300	7350	2800	3400
	215	73	4	2320	2320 K	11700	7500	2400	3200
105	190	36	3.5	1221	—	5850	4500	3000	3700
	190	50	3.5	2221	—	7650	5300	3000	3600
	225	49	4	1321	—	11800	7700	2600	3200
	225	77	4	2321	—	12600	8350	2400	3000
110	200	38	3.5	1222	1222 K	6350	4900	2800	3400
	200	53	3.5	2222	2222 K	7750	5600	2800	3400
	240	50	4	1322	1322 K	12000	8250	2600	3000
	240	80	4	2322	2322 K	13600	9250	2200	2800